

ECLIPSE for Solid State Logic® ORIGIN

GENERATION 4 Eclipse console system features a sonically diffusive silhouette that minimizes acoustical influence while retaining important features of a large format console in the critical listening environment.

Creature comforts include padded armrest sections, smooth fingerprint resistant writing surfaces, ample leg room and smart optional accessories.

Options and accessories include: Mahogany end panel trim, rail-mounted isolating speaker platforms, articulating monitor arms, off floor CPU, UPS mounting brackets, and more.



EG4-SSL-OR-RR



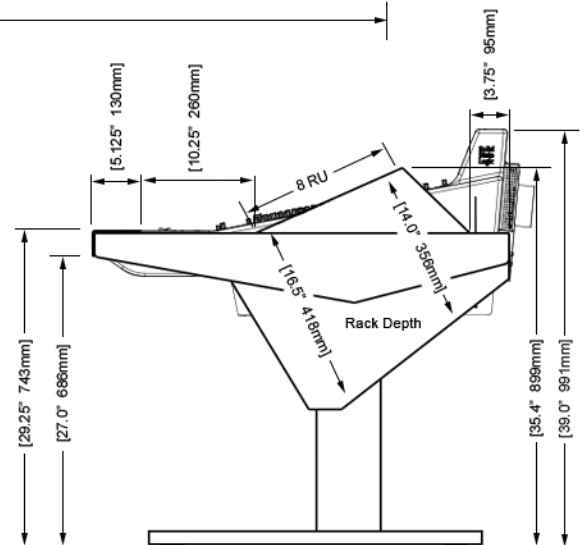
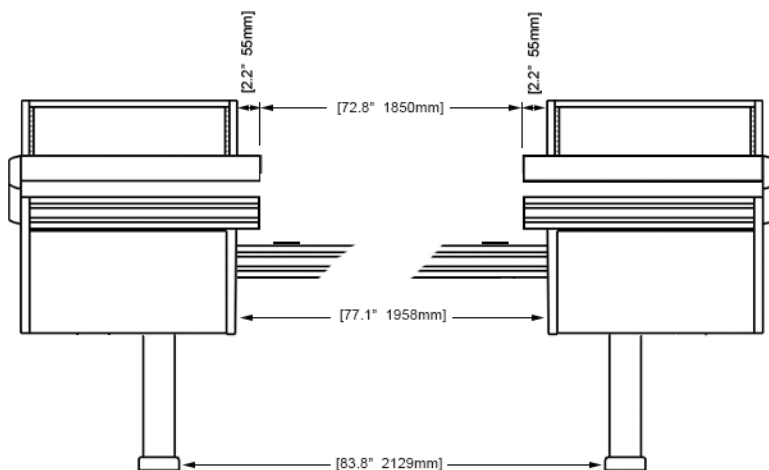
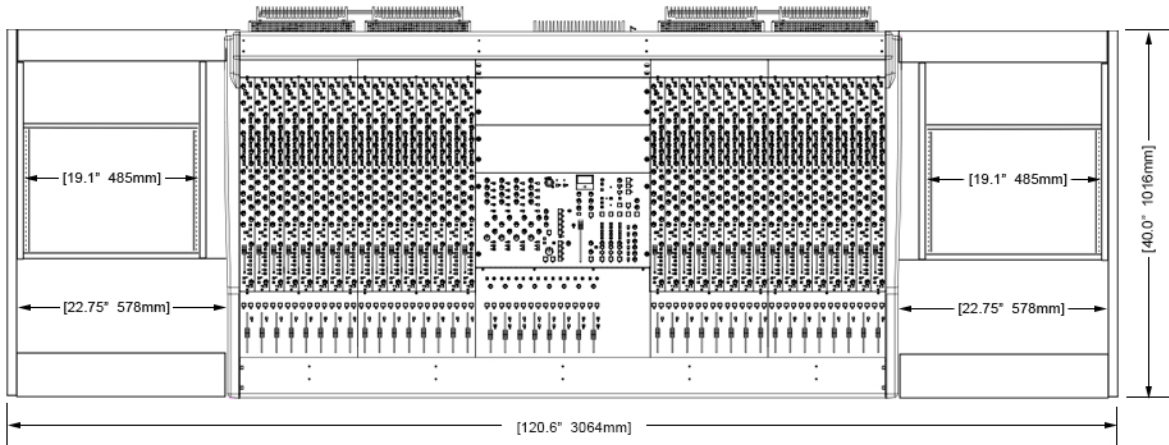
EG4-SSL-OR-DR



EG4-SSL-OR-RD



EG4-SSL-OR-DD



ECLIPSE for Solid State Logic® ORIGIN 16

ECLIPSE console system features a sonically diffusive silhouette that minimizes acoustical influence while retaining important features of a large format console in the critical listening environment.

Creature comforts include padded armrest on racks and desk inserts, smooth fingerprint resistant writing surfaces, ample leg room and smart optional accessories.

Cable management is integral to Eclipse console systems. Cable trays, removable access panels, cable passes between racks and platforms allow for flexible, discreet cable routing.



EG4-SSL-OR16-RR



EG4-SSL-OR16-DR



EG4-SSL-OR16-RD



EG4-SSL-OR16-DD

